



Bayside Woodies

15 Harman St., Manly

P.O. Box 8079, Wynnum North 4178

Milton Ludlow—President (32455428)

Bruce Patch—Editor (33482691)

June

2009

Hi to all members.

We have had, and still have, some members who are not very well at present, if you need help please call a committee member or myself, we hope you all get better, and make it back to the club soon.

Our club visit to Lockyer Woodies was a huge success last month, BUT only a few of the members bothered to extract themselves out of their comfy beds to enjoy a fantastic visit to this club.

The friendship and experiences gained by both clubs is hard to measure

Once again thanks to those members who made the effort and had a great day.

I'd like to thank all members who assisted with all aspects of the various shows the club has been involved in so far this year, the ticket sellers, the members who demonstrate and those who just turn up and spoke to the public.

Thank you to the members who assisted in the making and donated prizes for the raffles.

The Woodworking Show wasn't as big and the public numbers were down, but we still did ok.

What do you think of the new look club display? A lot of comments from other club members were great, our display looked most professional, and a big thanks to all involved.

The Crack a Jack has been a gone with a couple of showers on Friday and Sunday.

But overall it turned out a busy weekend and big crowds; the raffle was a big success and a thank you to Rob McGregor for donating a Tractor and Trailer made by his father.

The raffle money raised at these functions from the public assist in the running of your club and saves members putting the hand into your pockets even deeper. Every dollar we receive eases the pressure in club coffers.

We have a very special prize at the Spring Festival; the carvers are under way at present whittling and carving away.

Special tickets will be made up for members to pre-sell.

Charlie Bate has stood down as organizer for the functions over the next 12mths, and Adrian Wilkinson will take over this position.

Please give him the assistance he requires and break him in gently. Colin McAlister will be his assistant.

The Raffles Prize for 2010

We will organize a sub-committee to supervise the making of these projects. We will need turners, Scrollers, carvers, burners and the machinery boys. There are plenty of parts to be made, so don't leave it to a few, all members are requested to assist.

More to follow over coming months

A member to be missed.

Rod Hoyle has moved to Mary bough. Rod will be missed and was a very good club member, how the sales table blossomed under his guidance, was fantastic

Rod, a very big thank you from myself and all members of the club, a job well done and you will be missed.

Derek and Beryl will be running the sales table.

Rod was also a committee member and Adrian Wilkinson has stepped into his shoes ,as committee person.

A LOOK INTO THE FUTURE.

Your committee members have an ongoing project at the moment, and we would like some input from all members. We need your ideas.

The Committee members are to report back, on what and where the club is heading in to the future. Things to look at are, land, space, council rules in residential A areas, membership, training members for classes, tuition, displays, and all aspects of running the Club past 2010

EVENTS CALENDER

Have you forgotten to look up the coming events:-

If so please re-look, Graham Sprout over the next couple of weeks.

Q-TURN is upon us 19th – 21st June

BUILDING EXTENSIONS

The shed extension is almost complete (if we can stop the water leak somewhere over the road). A special thank to John Overend and his team of helpers for their efforts in getting this project up and running.

SPECIAL EVENTS

Gregory Machinery Pty Ltd

Is having their 25th birthday

An in house show with demonstrations of machinery.

Renowned wood turner Guilio Marcolongo is a Special Guest Demonstrator

Woodturners Society of Qld

30th YEAR Celebrations—1979 – 2009

4th & 5th July

Look after yourselves and be kind to one another.

Milton Ludlow

President.

A couple were lying in bed together on the morning of their tenth wedding anniversary when the wife says 'Darling, as this is such a special occasion, I think that it is time I made a confession.

Before we were married I was a hooker for eight years .

The husband ponders for a moment and then looks into his wife's eyes and says,

'My love, you have been a perfect wife for ten years, I cannot hold your past against you, in fact maybe you could show me a few tricks of the trade and spice up our sex life a bit?'

She said 'I don't think you understand, my name was Brian and I played rugby for New Zealand. . .

AT 5 MINUTES AND 6 SECONDS AFTER 4 A.M., ON THE 7TH OF AUGUST, THIS YEAR, THE TIME AND DATE WILL BE: 04:05:06 07-08-09

THIS WILL NOT HAPPEN AGAIN UNTIL THE YEAR 3009!!!

I had a deep feeling that you just needed to know this.

I wasn't feeling too well today so I called the Swine Flu Hotline and all I got was crackling

The one liners are back due to popular demand.

A little boy went up to his father and asked: 'Dad, where did my intelligence come from?'

The father replied. 'Well, son, you must have got it from your mother, cause I still have mine.'

'Mr. Clark, I have reviewed this case very carefully,' the divorce Court Judge said, 'And I've decided to give your wife \$775 a week,'

'That's very fair, your honour,' the husband said. 'And every now and then I'll try to send her a few bucks myself.'

A blonde calls Qantas Airlines and asks, 'Can you tell me how long it'll take to fly from Brisbane to Perth?'

The agent replies, 'Just a minute.'

'Thank you,' the blonde says, and hangs up.

A man is recovering from surgery when the Surgical Nurse appears and asks him how he is feeling.

'I'm O. K. but I didn't like the four letter-words the doctor used in surgery,' he answered.

'What did he say,' asked the nurse.

'Oops

An old man goes to the Wizard to ask him if he can remove a curse he has been living with for the last 40 years.

The Wizard says, 'Maybe, but you will have to tell me the exact words that were used to put the curse on you.'

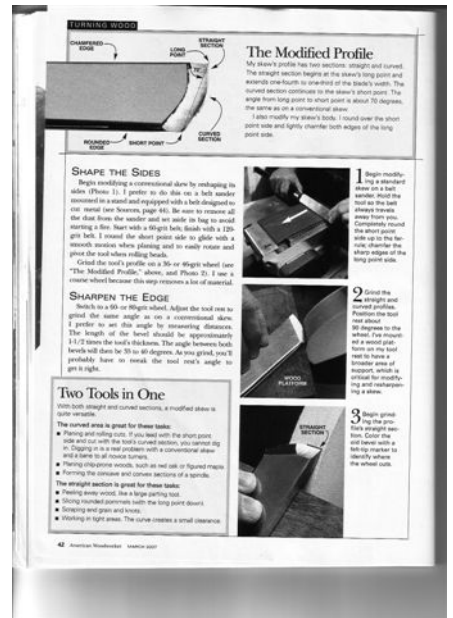
The old man says without hesitation, 'I now pronounce you man and wife.'

Cricket wisdom

The first testicular guard was used in cricket in 1874 and the first helmet was used in 1974.

It took 100 years for men to realise that the brain is also important!

JIM TUPIN & WALLY CO



What a great Demo was put on by Keith and Jill Gwynne. Their design and technique are magnificent and as a club we are lucky to be able to get people like this to show us their skills



An example of some of their work

Keith is a great believer of the rounded skew (shown above in a article)



Hour Glass Plans

1. Start with square pieces of wood 3/4" thick. Cut the top **A1** and bottom **A2** to an 8-1/4" diameter circle. Using a [Ogee router bit](#), rout the edges of both the top and bottom. Sand all edges.

2. Drill blind holes **B** to hold glass in place in the center of both the top and bottom circles using a 5/8" forstner bit. Be careful to measure the center of each piece accurately to perfectly align the top and bottom.

3. Drill three holes 1/2" dia. x 1/2" deep in the top and bottom for spindle mounts **C**. The [three spindles](#) should be spaced 2-15/16" out from the center to form an even triangle. Using the same center point, drill all the way through using a [5/16" drill bit](#) for feet. NOTE: When drilling through use a backer scrap to avoid tearout.

4. Using the same [1/2" drill bit](#) used in Step 3, drill holes through the decorative carvings **D**. NOTE: When drilling through use a backer scrap to avoid tearout.

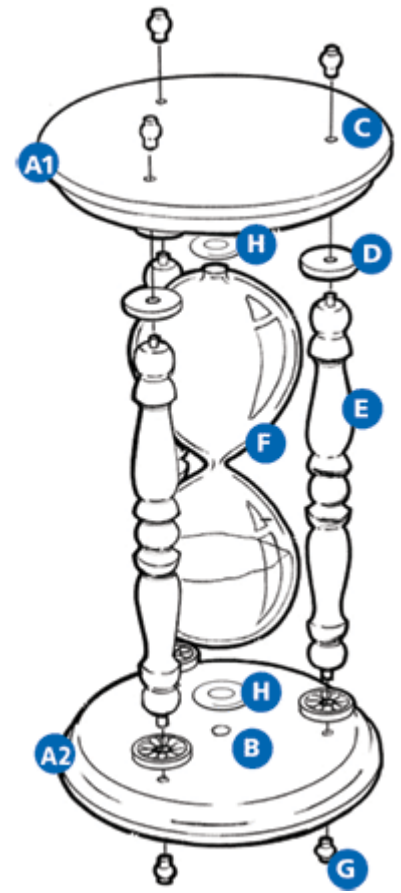
5. Stain and finish. Note: do not finish at gluing points.

6. With the bottom circle on your working surface, place one [decorative carving](#) at each of the three spindle holes. Place a small amount of wood glue around the end of each spindle and a small amount of glue on the bottom of the decorative disc. Then insert each spindle **E** through the decorative disc and into the hole.

7. Glue pieces together by placing ["O" ring](#) into center holes, then install the [hourglass](#) in the center hole and place the top wood circle on the unit with the glass **F** in the center hole. Turn the unit over and repeat Step 6 for the other side (now on the bottom). Allow for adjustment while glue is still wet.

8. Place [brass box feet](#) **G** into each hole on each end.

9. Assemble completely.



Hour Glass Materials

Part	Thick	Measurement	Qty	
A1 & A2	Top and bottom wood	3/4"	8-1/4" diameter circle	2
Part	SKU	Size	Qty	
E	11" Oak Spindles (pre-turned)	22574	11" long	3
D	Embossed Molding (Oak Decorative Carvings)	67496	1-3/8" diameter (1 per package)	6 pkgs
G	Brass Box Feet	71795	4 per package	2 pkgs
F	Hour glass with stand	34259	11" high	1
H	Router Collet "O" ring, 1/2"	63423	1/2" Round "O" Ring	1 pkg
	Ogee Router Bit (for edge of top and bottom)	91694	1/4" Radius x 11/16" High	1

FOR THE GOLFING MEMBERS

Golfer: "Think I'm going to drown myself in the lake."

Caddy: "Think you can keep your head down that long?"

Golfer: "I'd move heaven and earth to break 100 on this course."

Caddy: "Try heaven, you've already moved most of the earth."

Golfer: "Do you think my game is improving?"

Caddy: "Yes sir, you miss the ball much closer now."

Golfer: "Do you think I can get there with a 5 iron?"

Caddy: "Eventually."

Golfer: "Please stop checking your watch all the time. It's too much of a distraction."

Caddy: "It's not a watch - it's a compass."

Golfer: "How do you like my game?"

Caddy: "Very good sir, but personally, I prefer golf."

Golfer: "Do you think it's a sin to play on Sunday?"

Caddy: "The way you play, sir, it's a sin on any day."

Golfer: "This is the worst course I've ever played on."

Caddy: "This isn't the golf course. We left that an hour ago."

Golfer: "That can't be my ball, it's too old."

The liquid inside young coconuts can be used as a substitute for



Blood plasma.

Oak trees do not produce acorns until they are fifty (50) years of age or older.

DEMONSTRATIONS AT THE CLUB

We really have had a feast over the last couple of months.

Our JIG days are a real treat and well supported. It is noticeable that many rush off home to make that gem they have seen, these days act to fire up our imagination in solving those little nagging issues that we are all trying to overcome, then, there it is, a simple solution that doesn't require an expensive tool.

Thanks for bring in all of those jigs.

Ed N stepped up to the mark on short notice and put on a wonderful demo of multi-centre turning and it was good to see that some took on the challenge to replicate this effort. A interesting comment I heard later was to Ed's method of stabilising out-of-balance work was a better solution than that used at the WWW Show by a well known professional.

Jim T gave a great demo last week on natural edge turning. It was more than the turning with many guides as to timber selection, design, getting the best out of the wood, set up techniques, tool skill and redesign opportunities when the unexpected material flaw appears. A truly great demonstration.

These demonstrators put in a lot of time and effort to bring us these days and we all learn.

Well done.

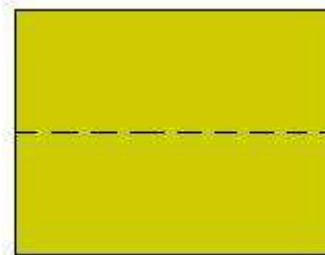
UPCOMING DEMONSTRATIONS

On Saturday 20th June—Graham Sprott will be doing thin turning and piercing. We don't see much of this type of work at the Club so it will be a great opportunity to try out something new. He does good work.

On the 4th July we have our big day with visits from three clubs **A SPECIAL MULTI CLUB VISIT AND B-B-Q**

DEMONSTRATING WILL BE KERRY CAMERON AND THEO HARALAMPOU. Chinchilla, Ipswich and Laidley clubs will be here and the day will run from 9 am through to about 3 pm. Please put this on in your diaries as a must do day.

No piece of paper can be folded in half



more than seven (7) times. Oh go ahead...I'll wait...

Venus is the only planet that rotates clockwise.



(Since Venus is normally associated with women, what does this tell you!)
(That women are going the 'right' direction...?)

SCROLL SAW BLADES

We are Australian Distributors for the Swiss made Pégas® blades and also sell the Flying Dutchman (German) blades •These are available in both pinless and pinned. Pinless are \$4.50 a dozen, while pinned are \$6 a dozen. •Blades are \$5 a dozen •All prices are plus postage. •We also sell scroll saw files, mini chucks, mini twist drills and a wide range of scroll saw books.

We stock Swiss Made Coping Saw Blades in 4 different sizes□

\$5 a dozen.

•Pyrography machines are sold.

••Contact us for a blade and accessories catalogue••

Helen Harris

Harris Traders

PO Box 1065, Horsham Vic 3402

Ph 03 5382 6224

Email□ ochjh@netconnect.com.au

Special thanks to Michael Choi and his team at the Capalaba Office for their assistance in getting the newsletter out.



17 Van Doren Road Gympie Qld 4570

Phone: - (07) 5482 8561

Fax: - (07) 5483 7670

THIN TIMBER FOR SCROLL SAW WORK AND HOBBIES

We are a small timber firm in Gympie, Qld. Our names are Jeff and Ann Birt and we trade under the name of J & C Thin Timber Supplies. We started the business several years ago when we found it impossible to get thin timber for scroll saw work. Jeffrey has made a lot of clocks, tables etc with his scrollsaw. Tom from The Art Factory in Melbourne started him off with the idea and it just grew from there.

We have several varieties of timber and if we haven't got what you are chasing, we will gladly track it down for you. Any thickness of timber is available from 2mm up to 25mm even 50mm in some types of timber. We mainly have 200mm wide timber but 300mm, even 150mm is available in some species of timber. We are only a phone call away.
